



Nationale

Repêchage (RP)

Document 31

Résultats

Sous réserve du contrôle technique ou d'incidents d'ordre sportif

Clt	N°	Pilote	Concurrent	Secteur 1	Secteur 2	Secteur 3	Temps	Ecart	Tours
1	3	FERRER Camille	Mmc	16.507	21.971	17.991	56.469		7
2	12	ANTOINE Matteo	Freekart88	16.605	21.869	18.001	56.475	0.006	8
3	51	MARY Bastien	Md Competition	16.457	21.976	18.084	56.517	0.048	8
4	61	MALIZIA Arnaud	Trèfle Racing	16.487	22.010	18.032	56.529	0.060	7
5	99	CAOJETTE Jakeson	Sonic				56.557	0.088	9
6	53	HENIQUE Jeremy	Dss	16.573	21.968	18.036	56.577	0.108	8
Non Qualifiés									
7	18	VIDAL Tom	Suau Racing Kart	16.592	21.883	18.115	56.590	0.121	9
8	50	LECLERC Arthur	Miretti	16.548	21.979	18.067	56.594	0.125	8
9	37	HAMIDAT-SOZEZ Royane	Sodez	16.644	21.961	18.022	56.627	0.158	8
10	55	PICHARD-ARNAUD Evan	Pks	16.551	22.019	18.059	56.629	0.160	8
11	16	HEEREBOUT Romann	Mrh Motorsport	16.411	22.209	18.017	56.637	0.168	8
12	10	POTAIN Jeremy	Motors	16.487	22.091	18.062	56.640	0.171	9
13	21	JENOUVRIER Alexandre	Rto	16.587	21.955	18.104	56.646	0.177	8
14	20	GAUTHEROT Maxime	Brk	16.441	22.118	18.122	56.681	0.212	9
15	39	SEGRS Gregory	The Team	16.533	21.888	18.285	56.706	0.237	9
16	14	DURAND Louis	Durand	16.634	22.028	18.067	56.729	0.260	8
17	36	CLAUDE Léonie	Akle25/gtfr	16.662	21.947	18.154	56.763	0.294	9
18	24	ARNAUD Hugo	Lvr	16.630	22.030	18.104	56.764	0.295	8
19	19	DELAUNAY Paul-Louis	Delaunay	16.480	22.174	18.128	56.782	0.313	9
20	4	CANDAS Nicolas	Mpk	16.536	22.165	18.093	56.794	0.325	9
21	64	GILLOZ Valentin	B.r.k.	16.593	22.093	18.117	56.803	0.334	8
22	41	ROUXEL Enzo	Ludo Racing	16.661	22.063	18.165	56.889	0.420	8
23	38	SERVIER Emma	Servier	16.604	22.068	18.233	56.905	0.436	9
24	56	BOULEY Manon	Pks	16.639	22.101	18.172	56.912	0.443	9
25	6	GARDET Alexi	Foti Junior	16.705	22.086	18.123	56.914	0.445	9
26	63	GOMES Maximilien	Grk	16.690	22.045	18.183	56.918	0.449	8
27	47	KUWABARA-WAGG Julian	Ludo Racing	16.616	22.168	18.201	56.985	0.516	9
28	67	CHASSAGNEUX Antoine	Motors	16.781	22.047	18.164	56.992	0.523	8
29	27	BENHAMOU Cyril	Cyrilkart	16.637	22.198	18.175	57.010	0.541	9
30	22	COCHET Bastien	Mpk Racing	16.634	22.265	18.155	57.054	0.585	9
31	15	VANDENBERGHE Enzo	Erk	16.764	22.118	18.278	57.160	0.691	9
32	29	PORRO Antoine	B.r.k.	16.790	22.198	18.279	57.267	0.798	8

Départ : 23/05 - 18:03:35

Meilleur tour : N°3 FERRER Camille

56.469 88,23 Km/h

Météo : Nuageux Air : 17°C Piste : Sèche

Record de l'épreuve : N°49 VENTURI Florian

55.329 90,05 Km/h


Le Mans (FRA) 21-24/05/2015

Page 1 / 1

3MK Events

Apex Timing 





Nationale

Repêchage (RP)

Best Sectors Analysis

Pour information, sans valeur officielle

S1			S2			S3			Ideal Lap Times					
Clt	N°	Temps	Clt	N°	Temps	Clt	N°	Temps	Clt	N°	Pilote	Ideal Lap	Best Lap	Diff.
1	16	16.411	1	12	21.869	1	3	17.991	1	61	MALIZIA Arnaud	56.423	56.529	0.106
2	20	16.441	2	18	21.883	2	12	18.001	2	51	MARY Bastien	56.427	56.517	0.090
3	51	16.457	3	51	21.886	3	16	18.017	3	39	SEGRS Gregory	56.456	56.706	0.250
4	61	16.475	4	39	21.888	4	37	18.022	4	12	ANTOINE Matteo	56.463	56.475	0.012
5	19	16.480	5	53	21.895	5	61	18.032	5	37	HAMIDAT-SODEZ Royane	56.467	56.627	0.160
6	39	16.481	6	61	21.916	6	53	18.036	6	3	FERRER Camille	56.469	56.469	
7	37	16.484	7	50	21.930	7	24	18.047	7	16	HEEREBOUT Romann	56.489	56.637	0.148
8	10	16.487	8	21	21.933	8	50	18.049	8	53	HENIQUE Jeremy	56.498	56.577	0.079
9	38	16.502	9	14	21.935	9	4	18.052	9	50	LECLERC Arthur	56.527	56.594	0.067
10	3	16.507	10	36	21.947	10	10	18.054	10	21	JENOUVRIER Alexandre	56.538	56.646	0.108
11	21	16.526	11	37	21.961	11	55	18.059	11	18	VIDAL Tom	56.540	56.590	0.050
12	4	16.535	12	55	21.965	12	14	18.067	12	10	POTAIN Jeremy	56.545	56.640	0.095
13	55	16.538	13	3	21.971	13	21	18.079	13	55	PICHARD-ARNAUD Evan	56.562	56.629	0.067
14	50	16.548	14	10	22.004	14	51	18.084	14	20	GAUTHEROT Maxime	56.576	56.681	0.105
15	18	16.565	15	24	22.030	15	39	18.087	15	14	DURAND Louis	56.617	56.729	0.112
16	53	16.567	16	20	22.043	16	20	18.092	16	4	CANDAS Nicolas	56.644	56.794	0.150
17	64	16.568	17	63	22.045	16	18	18.092	17	36	CLAUDE Léonie	56.677	56.763	0.086
18	47	16.577	18	67	22.047	18	36	18.100	18	38	SERVIER Emma	56.693	56.905	0.212
19	41	16.593	19	4	22.057	19	47	18.104	19	19	DELAUNAY Paul-Louis	56.696	56.782	0.086
19	12	16.593	20	64	22.059	20	64	18.117	20	24	ARNAUD Hugo	56.707	56.764	0.057
21	22	16.606	21	16	22.061	21	38	18.123	21	64	GILLOZ Valentin	56.744	56.803	0.059
22	14	16.615	22	41	22.063	21	6	18.123	22	41	ROUXEL Enzo	56.780	56.889	0.109
23	27	16.627	23	38	22.068	23	41	18.124	23	67	CHASSAGNEUX Antoine	56.847	56.992	0.145
24	36	16.630	24	6	22.086	24	27	18.126	24	47	KUWABARA-WAGG Julian	56.849	56.985	0.136
24	24	16.630	25	19	22.088	25	19	18.128	25	63	GOMES Maximilien	56.862	56.918	0.056
26	56	16.639	26	56	22.101	26	63	18.144	26	56	BOULEY Manon	56.912	56.912	
27	67	16.652	27	15	22.109	27	67	18.148	27	6	GARDET Alexi	56.914	56.914	
28	63	16.673	28	29	22.134	28	22	18.155	28	27	BENHAMOU Cyril	56.951	57.010	0.059
29	15	16.705	29	47	22.168	29	56	18.172	29	22	COCHET Bastien	57.026	57.054	0.028
29	6	16.705	30	27	22.198	30	29	18.194	30	29	PORRO Antoine	57.060	57.267	0.207
31	29	16.732	31	22	22.265	31	15	18.269	31	15	VANDENBERGHE Enzo	57.083	57.160	0.077



Nationale

Repêchage (RP)

Analyse des tours

Pour information, sans valeur officielle

Tours	Secteur 1	Secteur 2	Secteur 3	mps au tour	Tours	Secteur 1	Secteur 2	Secteur 3	mps au tour	Tours	Secteur 1	Secteur 2	Secteur 3	mps au tour
N°3 FERRER Camille					5	16.603	22.004	18.103	56.710	N°16 HEERBOUT Romann				
1	24.009	23.215	18.340	1:05.564	6	16.633	22.185	18.141	56.959	1	22.772	23.390	18.196	1:04.358
2	16.799	22.035	18.636	57.470	7	16.699	22.123	18.054	56.876	2	16.637	23.247	18.128	58.012
3	16.507	21.971	17.991	56.469	8	16.571	22.169	18.091	56.831	3	16.411	22.209	18.017	56.637
4	17.288	22.092	18.109	57.489	9	16.487	22.091	18.062	56.640	4	16.564	22.276	18.267	57.107
5	16.612	22.027	18.853	57.492	N°12 ANTOINE Matteo					5	16.722	22.063	18.175	56.960
6	16.679	22.091	18.123	56.893	1	18.011	23.595	18.151	59.757	6	16.669	22.127	18.066	56.862
7	16.684	22.200	18.388	57.272	2	16.652	22.030	18.195	56.877	7	16.633	22.061	18.099	56.793
N°4 CANDAS Nicolas					3	16.601	22.020	18.078	56.699	8	16.483	22.138	18.067	56.688
1	17.762	22.765	18.310	58.837	4	16.593	22.102	18.020	56.715	N°18 VIDAL Tom				
2	16.655	22.149	18.090	56.894	5	16.605	21.869	18.001	56.475	1	18.177	22.334	18.266	58.777
3	16.587	22.285	18.052	56.924	6	16.683	21.982	18.103	56.768	2	16.720	22.032	18.356	57.108
4	16.588	22.057	18.169	56.814	7	16.727	21.901	18.026	56.654	3	16.758	21.931	18.206	56.895
5	16.536	22.165	18.093	56.794	8	16.643	21.972	18.103	56.718	4	16.592	21.883	18.115	56.590
6	16.616	22.682	18.179	57.477	N°14 DURAND Louis					5	16.565	24.860	18.417	59.842
7	16.535	22.198	18.155	56.888	1	17.517	31.605	18.587	1:07.709	6	16.784	22.029	18.092	56.905
8	16.658	22.247	18.091	56.996	2	16.634	21.935	18.161	56.730	7	16.778	22.018	18.251	57.047
9	16.615	22.226	18.106	56.947	3	16.775	21.996	18.219	56.990	8	17.188	25.323	18.353	1:00.864
N°6 GARDET Alexi					4	16.615	22.015	18.202	56.832	9	16.982	22.102	18.299	57.383
1	17.754	22.787	18.313	58.854	5	16.630	21.984	18.117	56.731	N°19 DELAUNAY Paul-Louis				
2	16.784	22.448	18.288	57.520	6	16.639	21.988	18.127	56.754	1	17.825	22.276	18.263	58.364
3	16.824	22.248	18.221	57.293	7	17.015	22.132	18.160	57.307	2	16.796	22.131	18.202	57.129
4	18.038	22.457	18.477	58.972	8	16.634	22.028	18.067	56.729	3	16.480	22.174	18.128	56.782
5	16.717	22.392	18.369	57.478	N°15 VANDENBERGHE Enzo					4	16.550	22.222	18.184	56.956
6	16.983	22.528	18.279	57.790	1	17.759	22.548	18.383	58.690	5	16.710	22.333	18.734	57.777
7	16.849	22.156	18.180	57.185	2	16.784	22.331	18.269	57.384	6	17.269	23.384	18.443	59.096
8	16.794	23.069	18.322	58.185	3	16.764	22.118	18.278	57.160	7	17.011	22.285	18.309	57.605
9	16.705	22.086	18.123	56.914	4	16.705	22.109	18.387	57.201	8	17.085	22.254	18.151	57.490
N°10 POTAIN Jeremy					5	16.872	22.158	18.298	57.328	9	16.647	22.088	18.166	56.901
1	17.488	22.334	18.282	58.104	6	16.744	24.980	18.998	1:00.722	N°20 GAUTHEROT Maxime				
2	16.682	22.115	18.170	56.967	7	16.825	22.216	18.380	57.421	1	17.802	22.554	18.334	58.690
3	16.502	22.127	18.108	56.737	8	16.928	22.210	18.444	57.582	2	16.766	22.060	18.207	57.033
4	16.603	22.100	18.069	56.772	9	16.828	22.225	18.336	57.389	3	16.758	22.127	18.092	56.977




Nationale

Repêchage (RP) Analyse des tours

Pour information, sans valeur officielle

Tours	Secteur 1	Secteur 2	Secteur 3	mps au tour	Tours	Secteur 1	Secteur 2	Secteur 3	mps au tour	Tours	Secteur 1	Secteur 2	Secteur 3	mps au tour
4	16.441	22.118	18.122	56.681	8	16.630	22.030	18.104	56.764	3	16.758	21.995	18.042	56.795
5	16.490	22.286	18.223	56.999						4	16.720	22.082	18.082	56.884
6	16.791	22.653	18.250	57.694	N°27 BENHAMOU Cyril					5	16.618	21.997	18.163	56.778
7	16.803	22.043	18.189	57.035	1	17.698	22.777	18.237	58.712	6	16.705	22.018	18.053	56.776
8	16.745	22.216	18.854	57.815	2	16.637	22.198	18.175	57.010	7	16.644	21.961	18.022	56.627
9	16.656	22.287	18.211	57.154	3	16.689	22.246	18.126	57.061	8	16.484	22.165	18.520	57.169
N°21 JENOUVRIER Alexandre					4	16.817	22.228	18.445	57.490	N°38 SERVIER Emma				
1	17.380	22.678	18.185	58.243	5	16.726	22.408	18.303	57.437	1	18.080	22.734	18.389	59.203
2	16.629	22.071	18.160	56.860	6	16.800	22.491	18.340	57.631	2	16.744	22.244	18.123	57.111
3	16.577	21.933	18.151	56.661	7	16.961	22.302	18.256	57.519	3	16.502	22.290	18.215	57.007
4	16.526	22.189	18.153	56.868	8	16.881	22.433	18.244	57.558	4	16.650	22.281	18.227	57.158
5	16.570	22.030	18.091	56.691	9	16.627	22.910	18.190	57.727	5	16.624	22.176	18.464	57.264
6	16.629	21.984	18.143	56.756	N°29 PORRO Antoine					6	16.630	22.390	18.211	57.231
7	16.611	22.039	18.079	56.729	1	18.621	23.995	18.620	1:01.236	7	16.666	22.440	18.164	57.270
8	16.587	21.955	18.104	56.646	2	17.127	22.345	18.352	57.824	8	16.820	22.102	18.279	57.201
N°22 COCHET Bastien					3	17.064	22.134	18.194	57.392	9	16.604	22.068	18.233	56.905
1	17.996	23.261	19.110	1:00.367	4	16.858	22.610	18.253	57.721	N°39 SEGERS Gregory				
2	17.094	22.563	18.374	58.031	5	16.790	22.198	18.279	57.267	1	18.019	22.266	18.107	58.392
3	16.732	22.363	18.305	57.400	6	16.760	22.262	18.274	57.296	2	16.600	22.238	18.087	56.925
4	16.644	22.583	18.393	57.620	7	16.799	22.212	18.272	57.283	3	17.318	22.152	18.087	57.557
5	16.606	22.470	18.220	57.296	8	16.732	22.277	18.327	57.336	4	16.533	21.888	18.285	56.706
6	16.737	22.423	18.208	57.368	N°36 CLAUDE Léonie					5	16.481	23.114	18.687	58.282
7	16.670	22.574	18.162	57.406	1	17.876	22.461	18.306	58.643	6	16.567	22.224	18.104	56.895
8	16.649	22.518	18.210	57.377	2	16.722	22.100	18.100	56.922	7	16.687	22.184	18.185	57.056
9	16.634	22.265	18.155	57.054	3	16.662	21.947	18.154	56.763	8	16.719	22.138	18.355	57.212
N°24 ARNAUD Hugo					4	16.630	22.181	18.161	56.972	9	16.703	21.914	18.103	56.720
1	20.598	22.476	18.453	1:01.527	5	16.664	22.131	18.191	56.986	N°41 ROUXEL Enzo				
2	16.710	22.214	18.115	57.039	6	16.763	22.057	18.203	57.023	1	18.695	22.490	18.654	59.839
3	16.720	22.228	18.139	57.087	7	16.702	22.091	18.240	57.033	2	17.233	22.204	18.305	57.742
4	16.696	22.155	18.133	56.984	8	16.731	22.132	18.227	57.090	3	17.116	22.371	18.445	57.932
5	16.674	22.123	18.124	56.921	9	16.687	22.119	18.237	57.043	4	20.762	31.665	19.494	1:11.921
6	16.694	22.195	18.047	56.936	N°37 HAMIDAT-SOZEZ Royane					5	16.666	22.195	18.582	57.443
7	16.834	22.096	18.208	57.138	1	18.116	22.722	18.667	59.505	6	16.661	22.368	18.188	57.217
					2	18.545	23.789	18.172	1:00.506					





Nationale


Repêchage (RP)

Analyse des tours

Pour information, sans valeur officielle

Tours	Secteur 1	Secteur 2	Secteur 3	mps au tour	Tours	Secteur 1	Secteur 2	Secteur 3	mps au tour	Tours	Secteur 1	Secteur 2	Secteur 3	mps au tour
7	16.661	22.063	18.165	56.889	3	16.667	22.158	18.089	56.914	N°63 GOMES Maximilien				
8	16.593	22.227	18.124	56.944	4	16.607	22.024	18.090	56.721	1	20.803	26.634	19.323	1:06.760
N°47 KUWABARA-WAGG Julian					5	16.567	21.974	18.058	56.599	2	16.907	22.146	18.342	57.395
1	18.463	24.900	18.251	1:01.614	6	16.573	21.968	18.036	56.577	3	16.673	22.122	18.144	56.939
2	16.628	22.293	18.182	57.103	7	16.625	21.895	18.076	56.596	4	17.564	27.359	18.212	1:03.135
3	16.663	22.182	18.182	57.027	8	16.778	22.796	18.129	57.703	5	16.695	22.232	18.198	57.125
4	16.855	22.282	18.744	57.881	N°55 PICHARD-ARNAUD Evan					6	16.682	22.104	18.178	56.964
5	16.755	22.420	18.355	57.530	1	17.330	22.226	18.275	57.831	7	16.690	22.045	18.183	56.918
6	17.313	24.572	18.414	1:00.299	2	16.538	22.042	18.176	56.756	8	16.690	22.107	18.187	56.984
7	16.775	22.183	18.104	57.062	3	16.551	22.019	18.059	56.629	N°64 GILLOZ Valentin				
8	16.577	22.225	18.202	57.004	4	16.572	22.047	18.151	56.770	1	17.293	22.594	18.218	58.105
9	16.616	22.168	18.201	56.985	5	16.623	22.135	18.205	56.963	2	16.896	22.910	19.037	58.843
N°50 LECLERC Arthur					6	16.573	22.057	18.158	56.788	3	16.681	22.150	18.129	56.960
1	17.587	22.199	18.310	58.096	7	16.575	22.109	18.161	56.845	4	16.610	22.146	18.174	56.930
2	16.663	21.980	18.172	56.815	8	16.626	21.965	18.152	56.743	5	16.628	22.218	18.517	57.363
3	16.652	21.983	18.166	56.801	N°56 BOULEY Manon					6	16.568	22.178	18.160	56.906
4	16.548	21.979	18.067	56.594	1	17.641	22.750	18.297	58.688	7	16.593	22.093	18.117	56.803
5	16.610	22.080	18.132	56.822	2	16.801	22.421	18.191	57.413	8	16.572	22.059	18.206	56.837
6	16.589	21.961	18.049	56.599	3	16.639	22.101	18.172	56.912	N°67 CHASSAGNEUX Antoine				
7	16.720	22.047	18.683	57.450	4	16.881	22.354	18.316	57.551	1	19.576	45.191	41.930	1:46.697
8	16.629	21.930	18.152	56.711	5	16.644	22.394	18.377	57.415	2	17.576	22.194	18.249	58.019
N°51 MARY Bastien					6	16.926	22.623	18.309	57.858	3	16.922	22.242	18.148	57.312
1	24.924	23.703	18.348	1:06.975	7	16.911	22.412	18.388	57.711	4	16.653	22.394	22.061	1:01.108
2	16.657	22.048	18.265	56.970	8	16.698	22.513	18.373	57.584	5	16.698	22.211	18.301	57.210
3	16.457	21.976	18.084	56.517	9	16.728	22.347	18.320	57.395	6	16.652	22.150	18.216	57.018
4	16.719	22.117	18.134	56.970	N°61 MALIZIA Arnaud					7	16.656	29.401	18.394	1:04.451
5	16.660	22.277	18.429	57.366	1	17.471	22.426	18.291	58.188	8	16.781	22.047	18.164	56.992
6	22.551	24.830	18.279	1:05.660	2	16.654	21.916	18.066	56.636	N°99 CAQUETTE Jakeson				
7	16.887	22.123	18.102	57.112	3	16.487	22.010	18.032	56.529	1				59.093
8	16.627	21.886	18.119	56.632	4	16.475	22.134	18.054	56.663	2				56.826
N°53 HENIQUE Jeremy					5	16.604	22.094	18.079	56.777	3				58.604
1	17.519	22.364	18.325	58.208	6	16.477	22.072	18.034	56.583	4				59.118
2	16.623	22.045	18.202	56.870	7	16.508	22.036	18.125	56.669	5				57.078





Nationale

Repêchage (RP)

Analyse des tours

Pour information, sans valeur officielle

Tours	Secteur 1	Secteur 2	Secteur 3	mps au tour
6				59.963
7				56.723
8				56.864
9				56.557